



CT Douglas Elementary School

Acton Boxborough Regional School District
Acton, Massachusetts

School Committee Presentation
December 13, 2018



Our **vision** is to provide high-quality educational opportunities that inspire a community of learners

WELLNESS • EQUITY • ENGAGEMENT

Our **mission** is to develop engaged, well-balanced learners through collaborative, caring relationships

ARROWSTREET

10 POST OFFICE SQUARE
SUITE 700N
BOSTON MA 02109
617.623.5555
www.arrowstreet.com

SKANSKA

101 SEAPORT BOULEVARD
SUITE 200
BOSTON, MA 02210
617.574.1400
www.skanska.com



Project Schedule

	Current Schedule	Extension Option 1	Extension Option 2
PDP Submittal Date	11/7/2018	11/7/2018	11/7/2018
PSR Submittal Date	1/2/2019	2/20/2019	2/20/2019
MSBA Board Meeting PSR Approval	2/13/2019	4/10/2019	4/10/2019
SD Submittal Date	7/10/2019	7/10/2019	9/11/2019
MSBA Board Meeting Scope & Budget	8/28/2019	8/28/2019	10/30/2019
Anticipated Town Vote Date (TBD)	12/2/2019	12/2/2019	12/2/2019

Gates Site / Aerial Photo



Gates Site / Douglas-Gates Single Phase Construction Program Spaces

Common in all schemes

- 187,000 GSF
- Two separate entries per school
- Separate Pre-K entry
- Prominent “entry-oriented” location for the Media Center.
- Gym locations close to public entry
- Ensure wetlands/natural views from the cafeterias
- Provide the shared kitchen with driveway access.
- Provide double-height spaces for Cafeterias, Gyms and Media Center with possible upper level “overlooks.”
- Maintenance space with driveway access.
- Kindergarten classrooms on ground level
- Separated Pre-K classrooms on either one or two levels
- Separated bus drop-off curb lines from vehicular drop-off curb lines.
- Bus loops that minimize traffic conflict with auto loops

Unique to this scheme

- Bus drive south; pick-up/drop off to west
- Media Center on ground level with large outdoor area for landscape-related functions between building entries
- Pre-K on upper level



Gates Site / Douglas-Gates Two Phase Construction Program Spaces

Common in all schemes

- 187,000 GSF
- Two separate entries per school
- Separate Pre-K entry
- Prominent “entry-oriented” location for the Media Center.
- Gym locations close to public entry
- Ensure wetlands/natural views from the cafeterias
- Provide the shared kitchen with driveway access.
- Provide double-height spaces for Cafeterias, Gyms and Media Center with possible upper level “overlooks.”
- Maintenance space with driveway access.
- Kindergarten classrooms on ground level
- Separated Pre-K classrooms on either one or two levels
- Separated bus drop-off curb lines from vehicular drop-off curb lines.
- Bus loops that minimize traffic conflict with auto loops

Unique to this scheme

- Bus drive south; pick-up/drop off to southwest
- Media Center on upper level with visibility from Spruce Street
- One Cafeteria overlooks wetlands; another has direct outdoor access
- 60 parking spaces on Douglas site



Conant Site / Aerial Photo



Conant Site / Douglas-Conant Single Phase Construction Program Spaces

Common in all schemes

- 187,000 GSF
- Two separate entries per school
- Separate Pre-K entry
- Prominent “entry-oriented” location for the Media Center.
- Gym locations close to public entry
- Ensure wetlands/natural views from the cafeterias
- Provide the shared kitchen with driveway access.
- Provide double-height spaces for Cafeterias, Gyms and Media Center with possible upper level “overlooks.”
- Maintenance space with driveway access.
- Kindergarten classrooms on ground level
- Separated Pre-K classrooms on either one or two levels
- Separated bus drop-off curb lines from vehicular drop-off curb lines.
- Bus loops that minimize traffic conflict with auto loops

Unique to this scheme

- Media Center, Cafeterias and Gyms occupy center of building
- Classroom wings to the north and south
- Three common areas to reduce central circulation spine
- Parking lot entrances separated



Conant Site / Douglas-Conant Two Phase Construction Program Spaces

Common in all schemes














- 187,000 GSF
- Two separate entries per school
- Separate Pre-K entry
- Prominent “entry-oriented” location for the Media Center.
- Gym locations close to public entry
- Ensure wetlands/natural views from the cafeterias
- Provide the shared kitchen with driveway access.
- Provide double-height spaces for Cafeterias, Gyms and Media Center with possible upper level “overlooks.”
- Maintenance space with driveway access.
- Kindergarten classrooms on ground level
- Separated Pre-K classrooms on either one or two levels
- Separated bus drop-off curb lines from vehicular drop-off curb lines.
- Bus loops that minimize traffic conflict with auto loops

Unique to this scheme

- Media Center at entry
- Common space between north classroom wing and shared space
- Cafeterias have good outdoor views
- Kitchen access driveway an option along Mary’s Brook



MSBA / Provide New Options Studies

	CODE UPGRADE/ BASE REPAIR	ADDITION/ RENOVATION	ADDITION/ RENOVATION CONSOLIDATED DOUGLAS/GATES	ADDITION/ RENOVATION CONSOLIDATED DOUGLAS/CONANT	NEW CONSTRUCTION DOUGLAS	NEW CONSTRUCTION DOUGLAS/GATES	NEW CONSTRUCTION DOUGLAS/CONANT
ENROLLMENT		650	990	1,015	650	990	1,015
Douglas	 650 ENROLLMENT						
Gates	 CONSOLIDATED DOUGLAS/GATES 990 ENROLLMENT	NA		NA	NA		NA
Conant	 CONSOLIDATED DOUGLAS/CONANT 1,015 ENROLLMENT	NA	NA		 ON CONANT SITE	NA	